

ASA REU Experience at Winona State University



WINona STATE Statistics REU [WINSTATS-REU]

PI: Silas Bergen

Presenter: Chris Malone

Contributors: Brant Deppa, Tisha Hooks, Chris Malone

Steelcase

Silas



Silas



Ira



Note: Pics not to scale

Silas



Ira



Background



Mark Ward
Purdue Univ



Jessica Utts
[Past] ASA
President



Donna LaLonde
ASA Staff



Purpose

- > Dedicated REUs in Statistics
- > Serves as 1-year pilot program for 3 schools x 3 years
- > Encourage schools to apply for their own NSF funding for future REUs

Background

2016

2017

2018

Background

2016

American Univ
Virginia Tech
Lamar Univ

2017

2018

Background

2016

American Univ
Virginia Tech
Lamar Univ

2017

Emory Univ
Oregon State
Winona State

2018

Background

2016

American Univ
Virginia Tech
Lamar Univ

2017

Emory Univ
Oregon State
Winona State


2018

<your school>

[http://bit.ly/
ASAREU2018Application](http://bit.ly/ASAREU2018Application)

reu@amstat.org

Deadline:
August 16, 2017




August 2016
Application Due

Year in Review

Late Fall 2016
Review applicants
& extend offers

Early Fall 2016
Promotion &
Recruiting

August 2016
Application Due



Year in Review

Late Fall 2016
Review applicants
& extend offers

Spring 2017
Project Development
with Collaborators

Early Fall 2016
Promotion &
Recruiting

August 2016
Application Due

Summer 2017
Complete Research



Application

- Application sent directly to ASA
- Simple/straight-forward process

Application

- Application sent directly to ASA
- Simple/straight-forward process
- **Defined Components**
 - Project Description
 - Unit (Department) Support
 - Previous Undergraduate Research Experience
 - Description of Research Environment
 - Participant Recruitment Strategy

Application

- Application sent directly to ASA
- Simple/straight-forward process
- Defined Components
 - Project Description
 - Unit (Department) Support
 - Previous Undergraduate Research Experience
 - Description of Research Environment
 - Participant Recruitment Strategy

WINSTATS-REU application \approx 5 pages

Add'l Details

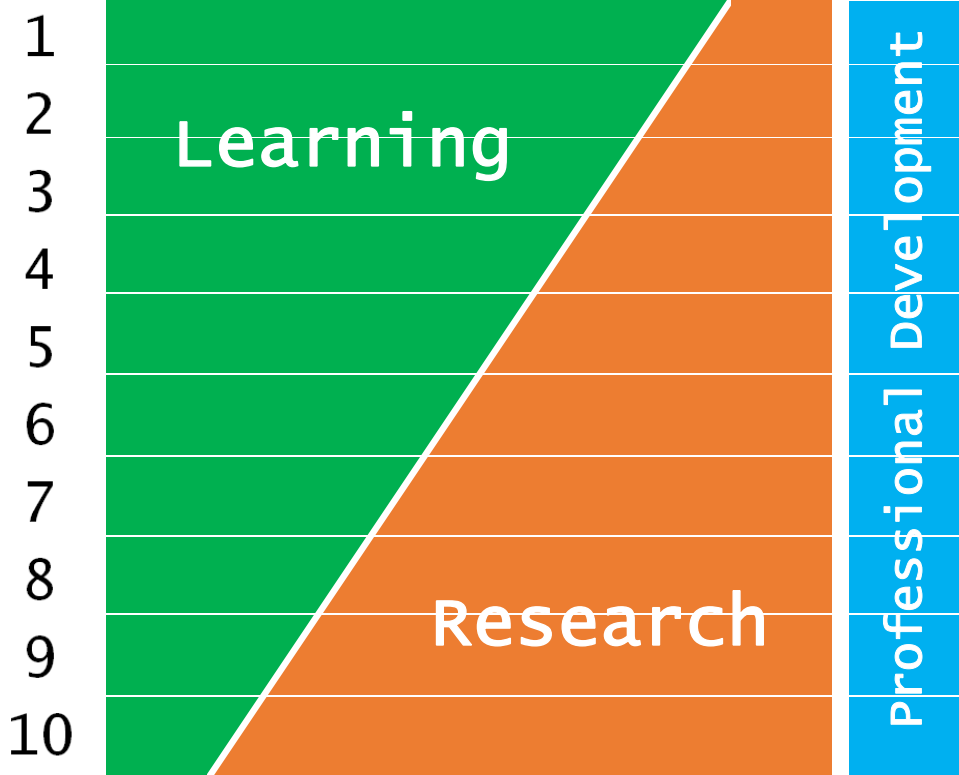
- US Citizen / permanent resident
- Currently enrolled as a SO/JR/SR

Add'l Details

- US Citizen / permanent resident
- Currently enrolled as a SO/JR/SR
- 10 week experience
- varying backgrounds/experiences in students may need to be rectified (selected coursework)

Weekly Schedule

Week



- Mayo Clinic
- Optum / UHG
- Be the Match
- Greater MSP
- Grad school visit

Budget

- Student stipend = \$8,000
- Students cover living expenses

Budget

- Student stipend = \$8,000
- Students cover living expenses
- Limited faculty support (summer)

Budget

- Student stipend = \$8,000
- Students cover living expenses
- Limited faculty support (summer)
- Add'l funding for professional development (\approx \$6k for WINSTATS)



DEPARTMENT OF MATHEMATICS AND STATISTICS
College of Science and Engineering


Collaborators



Collaborators



Lara Cleveland



Rodrigo Lovaton
Davila




Kristen Jeffers



“85 countries – 301 censuses – 672 million person records”



Lara Cleveland



Rodrigo Lovaton
Davila



Kristen Jeffers

Projects

“85 countries – 301 censuses – 672 million person records”

Project #1

Project #2

Projects

“85 countries – 301 censuses – 672 million person records”

Project #1

- Investigation of a universal measure of household wealth
- Study relationships between new measures and other indicators of wealth

Project #2

Projects

“85 countries – 301 censuses – 672 million person records”

Project #1

- Investigation of a universal measure of household wealth
- Study relationships between new measures and other indicators of wealth

Project #2

- Construct various visualizations using IPUMS-I data sources
- Study relationship btw employment and native/foreign born

Projects

“85 countries – 301 censuses – 672 million person records”

Project #1

- Investigation of a universal measure of household wealth
- Study relationships between new measures and other indicators of wealth

Project #2

- Construct various visualizations using IPUMS-I data sources
- Study relationship between employment and native/foreign born



Add to My Program

179

Mon, 7/31/2017, 10:30 AM - 12:20 PM

Student Feedback

- [Experiential] learning experience
- Fast-paced / challenging work
- Building relationships
- Exposure to career opportunities



- Disbursement of funds
- Division of work / “stuck” with project



Faculty Feedback

- Working with highly motivated students
- Develop collaborative relationships
- Professional development component is necessary

- Atypical funding / disbursement
- Support of many is necessary



2018 Application
<http://bit.ly/ASAREU2018Application>
reu@amstat.org



Email: cmalone@winona.edu
WINSTATS-REU: www.winstats-reu.info

Steelcase